

BIG IDEAS

100




NAME: _____

ONE PAGER RUBRIC

Learning Demonstration	Approaching	Proficient	Advanced
------------------------	-------------	------------	----------

Note: The checkmark on the continuum indicates the level you demonstrate for each category.

50 60 70 80 90 100

BIG IDEA The big idea/theme is clearly identified and examples of textual evidence are included to explain thinking. Ideas are supported. 			
ILLUSTRATIONS The illustrations, images, and doodles are colorful, proportionate to the amount of words, and related to the theme. Elements, like use of colour, are related to the text.			
QUOTATION(S) Relate(s) to the big idea and includes a brief analysis/ description of <u>why</u> they are important or <u>how</u> they relate to big idea. 			
CONTENT The content demonstrates comprehensive understanding of meaning. The response demonstrates critical thinking. Elements are explained and always related back to big idea. 			
APPEARANCE The content on the one pager is thoughtfully arranged and organized. Everything is clearly centered around the big idea. Symbolism and purposeful color are utilized in a thoughtful and meaningful way.			



THIS SYMBOLIZES COMPONENTS THAT ARE THE MOST IMPORTANT